# INFLUENZA WEEKLY UPDATE

**2013/18: 29 April - 5 May 2013**

The national influenza surveillance system in New Zealand is an essential public health component for assessing and implementing strategies to control influenza. This report summarises the data collected from sentinel general practice (GP) surveillance and non-sentinel surveillance for week 18 (29 April – 5 May 2013).


**Summary**

- ILI through sentinel surveillance was reported from 13 out of 20 District Health Boards (DHB) with a national consultation rate of 6.2 per 100 000 (16 ILI consultations).
- A total of 124 swabs were received from sentinel (2) and non-sentinel (122) surveillance.
- 8 viruses were identified: A/Perth/16/2009 (H3N2) (3), B (not typed) (3), and A(H1N1)pdm09 (2 including one A/California/7/2009 (H1N1)-like).


## INFLUENZA-LIKE ILLNESS SURVEILLANCE

In the past week, a total of 16 consultations for influenza-like illness were reported from 49 general practices in 13 out of 20 DHBs. This gives a weekly consultation rate of 6.2 per 100 000 patient population. Figure 1 shows the weekly national consultation rates for 2011, 2012 seasons, and 2013 so far. The current rate of influenza-like illness is below the baseline.

**Figure 1: Weekly consultation rates for influenza-like illness in New Zealand, 2011, 2012 and 2013**

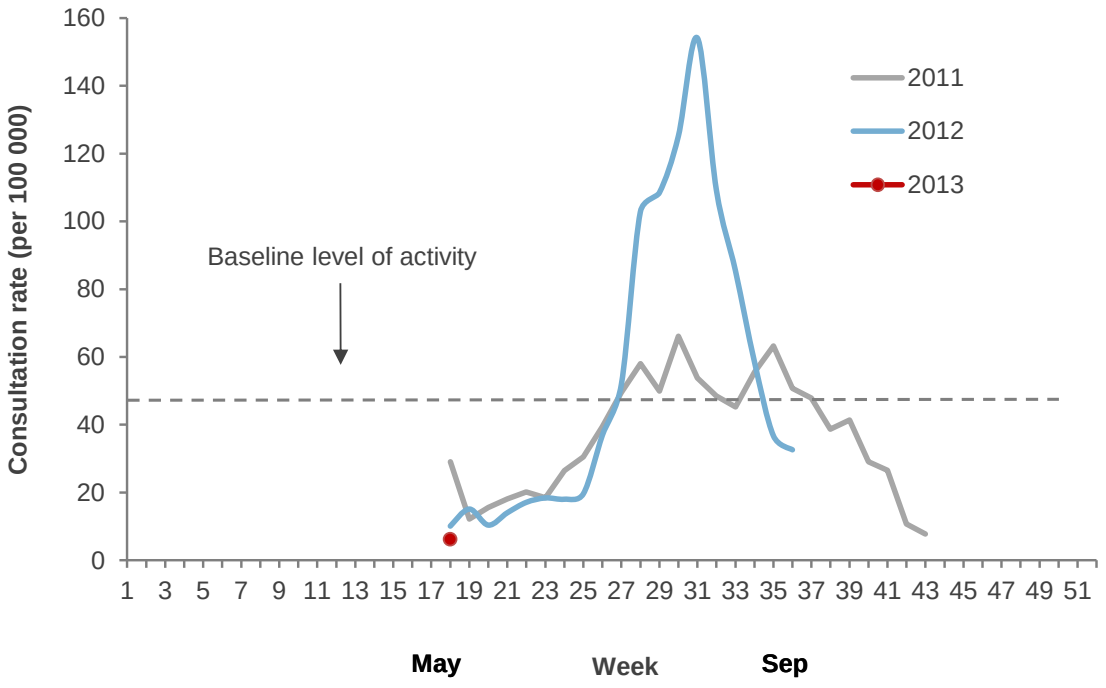


Note: There is only one value for 2013 (6.2 per 100 000).

* A weekly rate <50 ILI consultations per 100 000 patient population is considered baseline activity. A rate of 50–249 is considered indicative of normal seasonal influenza activity, and a rate of 250–399 indicative of higher than expected influenza activity. A rate >400 ILI consultations per 100 000 patient population indicates an epidemic level of influenza activity.

Figure 2 compares the consultation rates for influenza-like illness for each DHB over the past week. MidCentral DHB had the highest consultation rate (13.5 per 100 000, 2 cases), followed by South Canterbury (13.0 per 100 000, 1 case) and Waitemata (12.8 per 100 000, 1 case).

**Figure 2: Weekly consultation rates for influenza-like illness by DHB week ending 5 May 2013**

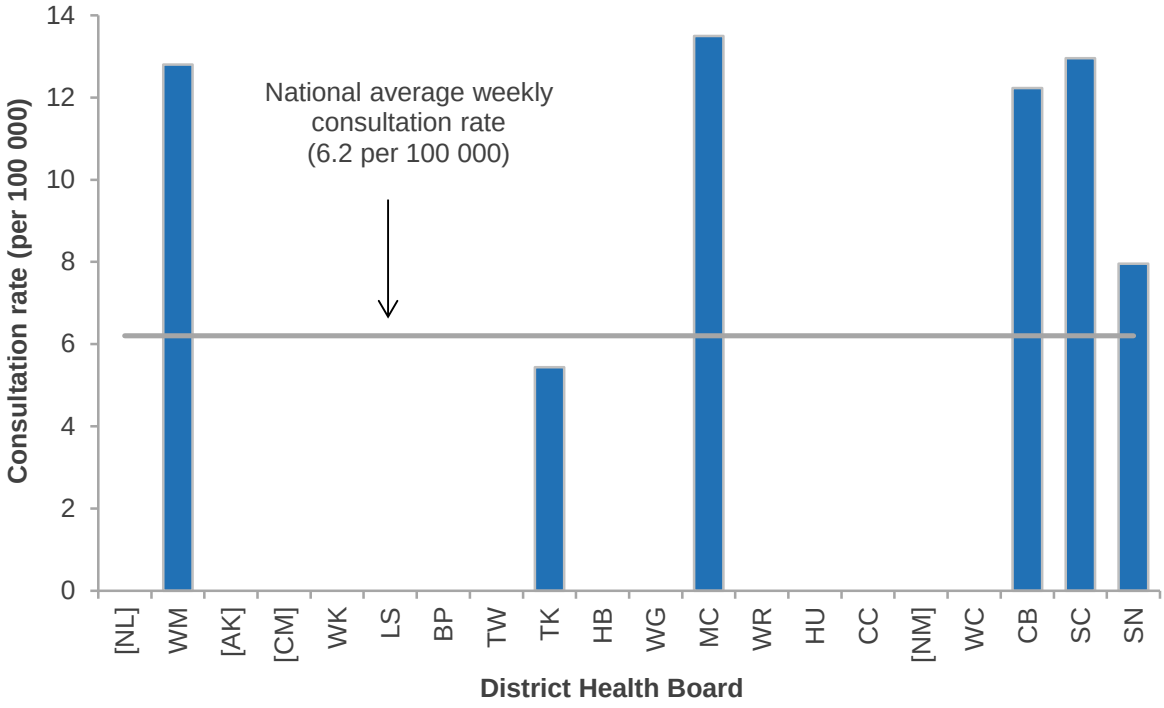


[ ] No data for the week.

## VIROLOGICAL SURVEILLANCE

A total of 124 swabs were received from sentinel (2) and non-sentinel (122) surveillance. Eight influenza viruses were identified from the non-sentinel surveillance: A/Perth/16/2009 (H3N2) (3), B (not typed) (3), A(H1N1)pdm09 (2 including one A/California/7/2009 (H1N1)-like). All the viruses were reported from Counties Manukau DHB, apart from one influenza B (not typed) from Capital and Coast DHB.

## Figure 3: Consultation rates for influenza-like illness mapped by DHB for week 18, 2013

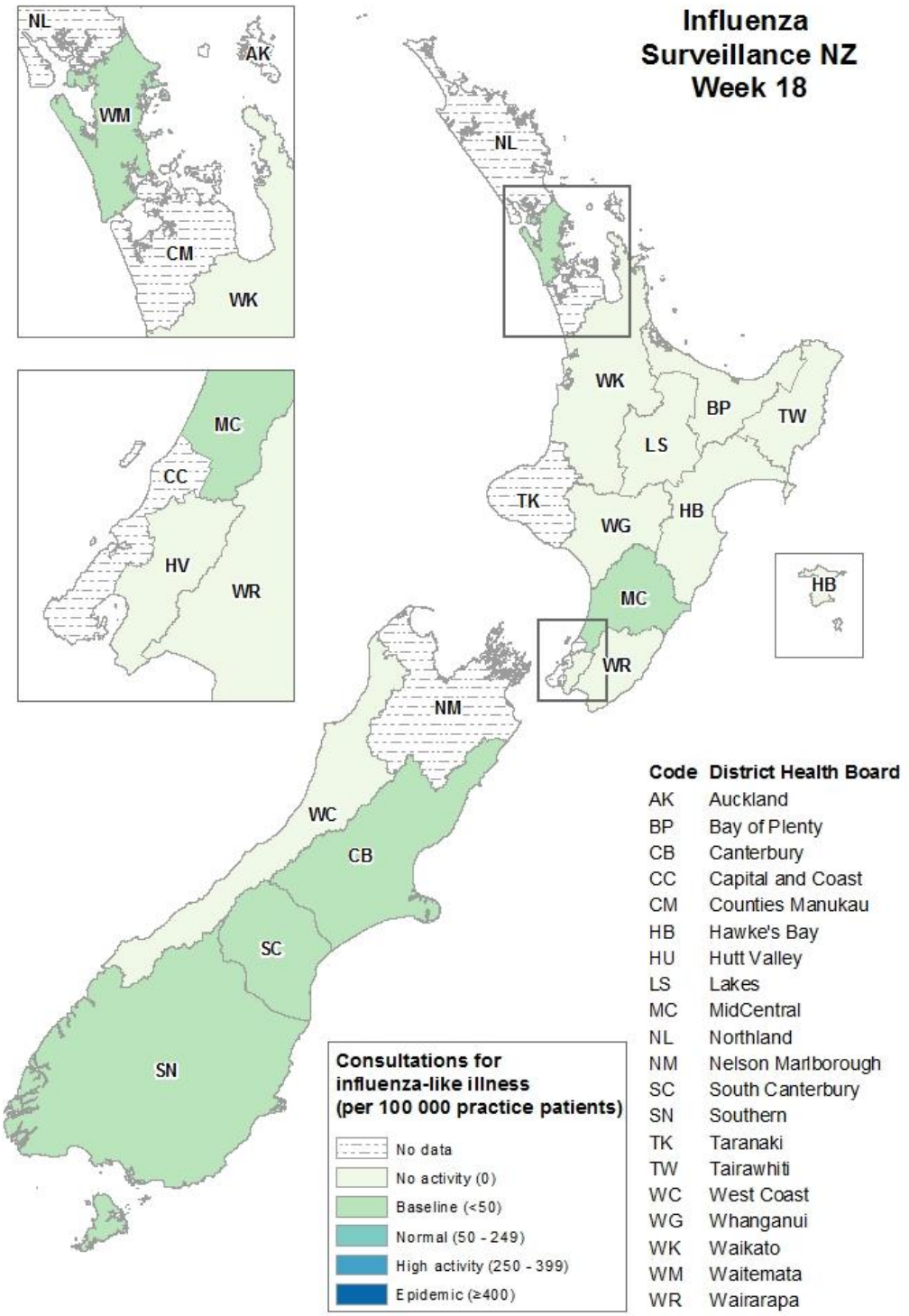



Compiled by:

**Liza Lopez**
Health Intelligence Team
ESR Kenepuru Science Centre
PO Box 50 348, Porirua
**T**: 04 914 0647 **F**: 04 978 6690 **E**: liza.lopez@esr.cri.nz

**Dr. Sue Huang**
WHO National Influenza Centre
ESR Wallaceville Science Centre
PO Box 40158, Upper Hutt